

Fig. 1
A - NOMINAL PIPE SIZE

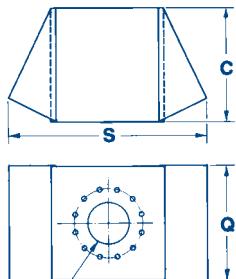


Fig. 2
A - NOMINAL PIPE SIZE

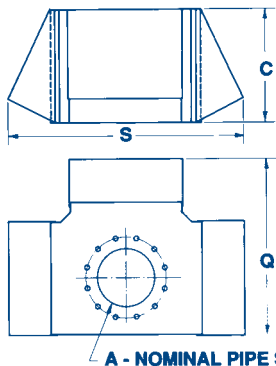


Fig. 3
A - NOMINAL PIPE SIZE

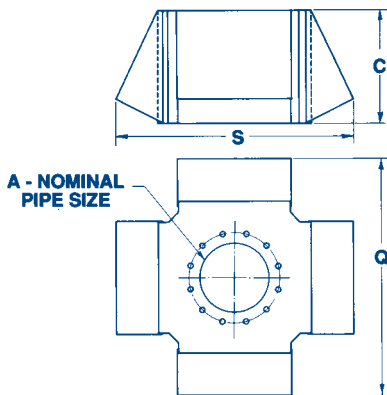


Fig. 4
A - NOMINAL PIPE SIZE

F11

Air Intake Filters

Application

The F11 Series Filter, employing a dry type filter element, is recommended for use on the inlet of all rotary positive blowers. Normally, it is used in series with the intake silencer and is mounted on the inlet silencer flange.

Design

Simple plenum-type housing with filter elements on 1, 2, 3 or 4 sides as required. The filter element is a F2 type, for minimum maintenance and maximum dirt holding capacity. Element efficiency is 99% on 10 microns and above. Other type elements are available on request. Weatherhoods are included with filter housing.

Construction

Welded heavy-gauge steel sheet — prime coated, followed by a final coat of machinery enamel. Bolt hole drilling matches 125 lb. American Standard Flanges.

Model	Figure	Blower Inlet CFM	Filter Size	Filters	A	Q	C	S	Wt.
F11- 4	1	480	16 X 20	1	4	16 ¹ / ₈	20 ¹ / ₈	17	27
F11- 5	1	750	16 X 20	1	5	16 ¹ / ₈	20 ¹ / ₈	18	27
F11- 6	1	1075	20 X 25	1	6	20 ¹ / ₄	25 ¹ / ₄	24	45
F11- 8	2	1875	20 X 25	2	8	20 ¹ / ₄	25 ¹ / ₄	36	57
F11-10	2	2950	24 X 24	2	10	24 ¹ / ₄	24 ¹ / ₄	40	69
F11-12	3	4250	24 X 24	3	12	37	24 ¹ / ₄	50	88
F11-14	4	5400	24 X 24	4	14	50	24 ¹ / ₄	50	118

To Determine Pressure Drop — See Pages 2 and 3



Specialists in Industrial Silencing

Stoddard Silencers, Inc.
 1017 Progress Drive • Grayslake, Illinois 60030
 Telephone (847) 223-8636 • FAX (847) 223-8638
 E-Mail - info @ stoddardsilencersinc.com
 Web page - www.stoddardsilencersinc.com